



SOCIAL-EMOTIONAL LEARNING WITH KAI KAI, JIA JIA & LE LE

A Learning Kit For Preschoolers

CONTENTS

How to use this resource.....	2
Social-Emotional Learning (SEL) with Kai Kai, Jia Jia, Le Le	3
See-Think-Wonder Thinking Routine	4
Loose Parts Play	5
Additional Resources	6
Book 1: A New Home for Kai Kai and Jia Jia	8
Book 2: The River Adventure of Kai Kai and Jia Jia	18
Book 3: The New Face at River Safari	26

HOW TO USE THIS RESOURCE

For each storybook, we have:

LET'S REFLECT!



Use [reflection questions](#) to talk about how the various characters feel and [how your children might feel in similar situations](#).

LET'S PLAY!



Help children practise [perspective taking skills](#) with the [See-Think-Wonder thinking routine](#) and hands-on activities using [Loose Parts Play](#).

LET'S LEARN!




Super Mom Jia Jia, Baby LeLe, and giant pandas in the wild offer stories that invite children to [discover more about themselves and others](#).

SOCIAL-EMOTIONAL LEARNING (SEL) WITH KAI KAI & JIA JIA BOOK SERIES

Each book in this series promotes specific SEL skills.



Managing emotions in a new place



Embracing diversity



Building positive relationships through teamwork

The books, together with the activities in this Learning Kit, invite children to:


- Become more aware of themselves and others.
- Build connection with wildlife through curious exploration of their movement and their needs.
- Practise perspective taking by putting themselves in the shoes of others, and of animals.

SEE-THINK-WONDER THINKING ROUTINE

What is this thinking routine about?

See-Think-Wonder is a thinking routine by Project Zero that has been conceptualised by Harvard Graduate School of Education. We can use this routine to help children become more curious about the world around them. At the same time, they can practise the skill of perspective taking and critical thinking.

 **See** – What do you observe?

 **Think** – What do you think about that?

 **Wonder** – What does it make you wonder about?



LOOSE PARTS PLAY

What are Loose Parts?

- Simon Nicholson, an architect, came up with the "Theory of Loose Parts" that proposes that creativity can be enhanced by loose parts. He described loose parts as “variables”.
- Loose parts can include natural or man-made materials, smells, gravity, sounds, music, motion, other humans, animals, plants, words, concepts and ideas - [anything that children can discover the world with.](#)

Loose Parts Play invites educators to:

- Offer children the opportunity to decide what to do with loose parts.
- Support open-ended ways of tinkering that are based on the children's interests.
- Support curriculum outcomes in informal ways.



ADDITIONAL RESOURCES

Apart from what is offered in the Learning Kit, you may wish to explore additional resources:



Giant Panda Webpage

Find out more fun facts about our giant pandas.



Singapore's First Panda Cub

Find out how super mum Jia Jia cares for her baby and witness how he grew from a tiny pink naked cub to a chubby furry bear.



**A NEW
HOME**
FOR KAI KAI & JIA JIA

WRITTEN BY EMILY LIM
ILLUSTRATED BY SCRAWL STUDIOS

BOOK #1

A NEW HOME FOR KAI KAI & JIA JIA

Read the book with your children and try out the reflection questions on the next page!



Synopsis

Kai Kai and Jia Jia have just moved from China to Singapore. Jia Jia wonders if she can fit in here.

Will the giant pandas be able to make a new home in their new forest?

Click [here](#) to purchase this book!

Click [here](#) for audio book!

LET'S REFLECT!



Kai Kai and Jia Jia's Emotions

1. How do you think Kai Kai and Jia Jia felt when they moved from China to Singapore? Draw their faces and caption it with a feeling word.
2. How did the friends of Kai Kai and Jia Jia welcome them?
3. How did Kai Kai and Jia Jia feel after meeting their new friends?

My Emotions

1. Think about your first day of school. Draw and write how you felt.
2. What made you feel this way?
3. If a new friend joins your class, how might you welcome him or her?

Word Bank

excited

worried

scared

cake

happy

disappointed

friends

hopeful

calm

LET'S PLAY!

RIVER WONDERS: SMALL WORLD PLAY

Learning Areas: Social and Emotional Development, Discovery of the World

Learning Outcomes: Children will learn how to collaborate with peers as they recreate the habitat of the giant panda using loose parts.

You will need:



Panda
Plush



Book 1: A New Home
for Kai Kia & Jia Jia



Nature's loose parts
(e.g. fallen leaves, twigs,
seeds)



Recyclable
materials

Did you know?

Pandas live in cool climate. Kai Kai and Jia Jia are suitably housed in Giant Panda Forest where the temperatures can get as low as 18 degrees Celsius.

Kai Kai's and Jia Jia's home mimic their natural bamboo forest habitat in China with bamboo, shrubs, artificial trees and a flowing stream. Jia Jia enjoys climbing the trees – sometimes even bringing the bamboo up to eat.

STEP 1: SEE-THINK-WONDER

Turn to pages 14 and 15 of the book. Observe the illustrations and allow children to wonder about a giant panda's habitat.



Next, observe the two photos on the following pages with your children. Invite them to describe what they see, think or wonder about Kai Kai and his home.

Prompting Questions



SEE What are three things you observe in Kai Kai's home?



THINK Why do you think the three things are important to Kai Kai?



WONDER I wonder how we can make Kai Kai feel more comfortable?
Is there a toy you can make for him?





STEP 2: CREATE A PANDA'S HOME



Gather children in groups of four or five to recreate a habitat for the panda plush.

Each group to work collaboratively and use loose parts to assemble one element they have observed in the habitat (E.g. soil, water, bamboo).


When your children are done, piece all the elements together to form a habitat for the panda plush.

Prompting Questions

- Which part of the structure did you help create?
- How did you feel while working on the task with your friends?
- How did you feel when your friends say no or yes to you?

STEP 3: I'M A PANDA KEEPER

Have each child take turns to be a panda keeper for the day to take care of the panda plush in the habitat.



Prompting Questions

- How do you think your panda might feel when he is well taken care of?
- Who takes care of you at home or in school? How does that make you feel?
- How do you tell if your panda is sick? How can you help?



Sign up for our [Panda Virtual Programme](#) to find out what it takes to be a panda keeper and care for the pandas.

LET'S LEARN!

THERE'S HOPE FOR THE GIANT PANDAS

Giant pandas in the wild are under threat due to **habitat loss as a result of human-induced factors**. Thanks to successful conservation efforts, the giant panda's conservation status has been downgraded from **endangered to vulnerable**. This means some factors threatening wild giant pandas have been removed. There are more pandas in the wild now!



Conservation projects include provision of green corridors to link the pandas' fragmented habitats, and the setting up of nature reserves for pandas.



Having pandas under human care also contributes to valuable knowledge of the species that can aid conservation initiatives in the wild.

Prompting Questions

- How do you feel about having more pandas in the wild now?
- What would happen if there were no more bamboos? Find out together!

What are threatened animals?

Threatened animals may go **extinct*** if we do nothing to help them. Threats faced by many animals include habitat loss and poaching. Some threatened animals include the tigers, the pangolins, the elephants, the rhinoceros and the giant panda.

*extinct meaning we can no longer see these animals

THE RIVER

ADVENTURE

&
OF KAI KAI JIA JIA



WRITTEN BY EMILY LIM
ILLUSTRATED BY SCRAWL STUDIOS

BOOK #2

THE RIVER ADVENTURE OF KAI KAI & JIA JIA

Read the book with your children and try out the reflection questions on the next page!



Synopsis

Kai Kai and Jia Jia are excited to hear of all the animals moving into their neighbourhood. As they go around welcoming their new friends, they receive news of the most exciting addition to River Wonders. Find out who that might be!

Click [here](#) to purchase this book!

Click [here](#) for audio book!

LET'S REFLECT!



Kai Kai and Jia Jia's Emotions

1. How do you think Kai Kai and Jia Jia felt when they realised everybody is different?
2. What is one thing about their new neighbours that surprised Kai Kai and Jia Jia?
3. Draw how Kai Kai, Jia Jia and their new friends are feeling!

My Emotions

1. What is one special thing about yourself that you can share with your friends?
2. What can you do to learn more about your new friends?
3. What do you like to do with your friends? Draw it out!

Word Bank

share

bamboo

excited

swim

happy

worried

play

talk

help

LET'S PLAY!

FINS & PAWS: ANIMAL COSTUME PLAY

Learning Areas: Social and Emotional Development, Aesthetic and Creative Expression

Learning Outcomes: Children will discover diversity amongst their friends, and also animals while creating animal costumes using loose parts.

You will need:



Book 2: The River Adventure
of Kai Kai & Jia Jia



Nature loose parts
(e.g. fallen leaves, twigs, seeds)



Recyclable
materials

Did you know?

Pandas have a pseudo (false) thumb on each paw. This pseudo thumb is an enlarged part of the wrist bone. At River Wonders, you can see Kai Kai or Jia Jia using their 'thumbs' to hold bamboo and fruits while eating. Le Le has also learnt to use his pseudo thumbs to explore things around him.

STEP 1: SEE-THINK-WONDER

How many new animal friends can you find in this book? Have your children identify the pages on which the animals are featured.

Hint: Page 7




Hint: Page 16




Hint: Page 28



Prompting Questions

 **SEE** Let's take 15 seconds to look at these animals. What animals do you see? In what ways are they different from us?

 **THINK** What do you think they are doing? How did Kai Kai and Jia Jia help their neighbours?

 **WONDER** I wonder how these animals move.

STEP 2: WATCH ME MOVE

Click on the pictures to watch these videos with your children. Invite your children to observe the animals' characteristics and watch how each animal moves. Have your children choose their favourite animal from the story and move like them! Have children observe their friends. [Does everybody move in the same way?](#)



STEP 3: MAKE YOUR COSTUMES

1

Get each child to select their favourite animal in the videos.

2

Invite children to choose the loose parts most suited to make their animal costumes.



4

Conduct a show-and-tell session to motivate children to bring their animal costumes to share with their friends.



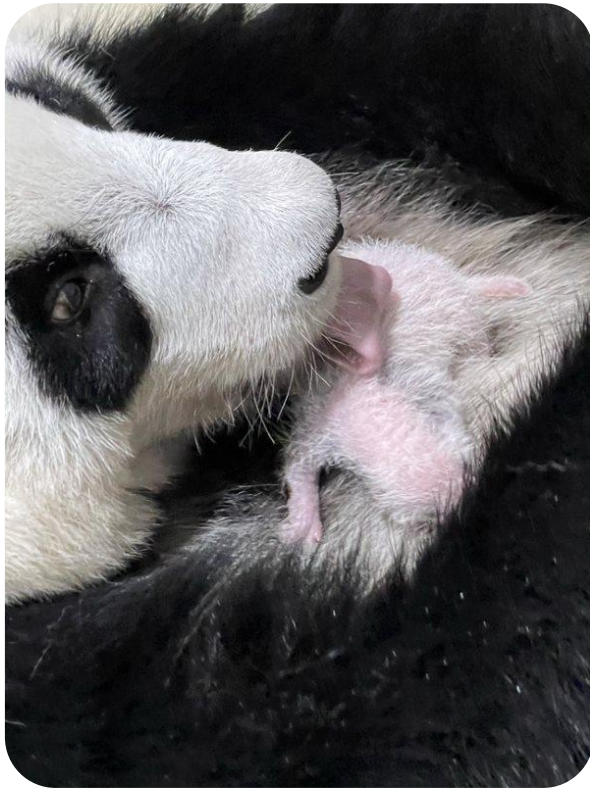
3

Encourage children to continue and complete their costumes at home with the help of an adult.

LET'S LEARN!

SUPER MUM JIA JIA

Prompting question: How do you think Super Mum Jia Jia feels about having Le Le? Click on the photo to watch videos of them together!



- Attentive mum Jia Jia responds quickly to Le Le's call for milk even though she needs a lot of rest.
- For almost three weeks after the arrival of Le Le, Jia Jia did not eat. Jia Jia's Care Team monitored her closely and kept her hydrated with fluids.
- Jia Jia licks Le Le regularly to stimulate urination and defaecation.

Panda cubs nurse as often as **14 times a day!**

Giant pandas typically **fast** after giving birth, for up to a month. Mum has to stay with her cub to keep it warm until it can thermoregulate.

Panda cubs are **unable to pass waste on their own** for the first weeks after birth

THE NEW FACE AT RIVER SAFARI



WRITTEN BY EMILY LIM
ILLUSTRATED BY ROBOT PLAYGROUND MEDIA

BOOK #3

THE NEW FACE AT RIVER SAFARI

Read the book with your children and try out the reflection questions on the next page!



Synopsis

Kai Kai needs Justin the beaver's help to build something for the baby panda, but the old beaver has sprained his back... Can Kai Kai get a present in time for the baby panda's arrival?

Click [here](#) to purchase this book!

Click [here](#) for audio book!

LET'S REFLECT!



Kai Kai and Jia Jia's Emotions

1. Why did Kai Kai and Jia Jia decide to help Justin the beaver when he was injured?
2. How do you think the animals felt when Justin the beaver helped them in return?
3. Draw what the animal friends built for baby panda. How do you think they felt as they worked together?

My Emotions

1. Think about a time when you helped someone. What did you do? How did you feel?
2. Do you like to work with people? Why?
3. Draw a scenario of you working with your friends.

Word Bank

injure

care

share

wings

feel

teamwork

paws

happy

fins

LET'S PLAY!

CHOP CHOP! BANG BANG! SAW-SEE-SAW: BUILD AND PLAY

Learning Areas: Social and Emotional Development, Motor Skills Development

Learning Outcomes: Children will step into the shoes of baby panda and their peers as they work together to create a gift for the newborn panda.

You will need:



Panda
Plush



Book 3: The New Face
at River Safari'



Nature loose parts
(e.g. fallen leaves, twigs,
seeds)



Recyclable
materials

Did you know?

After years of trying, our panda pair welcomed their first-born on the morning of 14 August 2021. Baby panda Le Le was estimated to weigh 200g at birth, and in slightly over a month, it weighed 7.5 times heavier! Giant panda cubs are amongst the fastest growing mammals.

STEP 1: FURNITURE CATALOGUE

Read pages 22 to 26 of the book again. Encourage your children to list items built by Kai Kai, Jia Jia and their friends.



Prompting Questions

- What did each animal build?
- How will they use the items they built?

Focus on page 28 of the book. How do you think the baby panda will use his present?

Using the panda plush, encourage children to use their imagination to show how the panda will use his present. How do they think the panda might feel using the present?

STEP 2: BUILDER'S WORKSHOP

Let's build something as a gift for the baby panda too!

Gather children in groups of four or five. Children will work collaboratively to build one item they wish to gift the baby panda. Make available a variety of loose parts and allow children to make their choices.



Prompting Questions

- Click on the photo to watch the video of Le Le in the nursery. What do you see?
- What would Le Le need? Does he need a place to sleep, eat and/or play?
- How big should the item be? What is the size of Le Le in the video?

STEP 3: SHOW AND TELL

Organise a show-and-tell session to encourage children to share their creation with their classmates. With the panda plush, get them to share how Le Le can use their gift.

Prompting Questions

- How would Le Le use this item?
- How do you think Le Le and Jia Jia might feel when they receive your gift?



You may send photographs of the children's creations to eduadmin.zoo@mandai.com.

LET'S LEARN!

LE LE'S MILESTONES

14 Aug 2021
Day 1



Le Le was born!

Week 1



Fur appears

Week 3



Black markings appear

10 Sept 2021
Week 4



Le Le revealed to be boy!

Week 5



**First weighing
– 1504g**

Week 6



Le Le opened his eye

Week 8



Le Le has 6 teeth

Week 15



Le Le begins to crawl

Parent-child Activity

Children can participate in a show-and-tell session with their friends to share their own milestones!

Prompts:

- When is your birthday?
- How did you look like as a baby?
- When did you have your first tooth?
- What are some of your proud moments?