

Educators' Guide to Bird Paradise

Early Years (N1 and below)

Everybirdy, Let's Have Fun!



Planning a learning journey

Bird paradise is a huge place. We recommend that you focus on a section of Bird Paradise for learning journeys.

This guide features:

- ~ Penguin Cove
- ~ Feathers Hub
- ~ Heart of Africa
- ~ Nests Hub
- ~ Wings of Asia

Do make use of the **fun facts** on feathers, nests and eggs at the Hubs to facilitate **observation, discovery and learning** in addition to exploration at Penguin Cove, Heart of Africa and Wings of Asia.

Suggested Itinerary

- A** Start from entrance
- B** Penguin Cove
- C** Feathers Hub
- D** Heart of Africa
- E** Nests Hub
- F** Wings of Asia
- G** Tram back to entrance



About Bird Paradise

Look out for



8 walk-in aviaries:

- ~ Heart of Africa
- ~ Wings of Asia
- ~ Crimson Wetlands
- ~ Amazonian Jewels
- ~ Songs of the Forest
- ~ Lory Loft
- ~ Mysterious Papua
- ~ Australian Outback



11 Thematic Discovery Hubs

Discovery spaces to learn about feathers, beaks, nests, camouflage, eggs, colours, migration and more.



Children Play Areas

- ~ **Treetop Play**
a dry play area inspired by the movement of birds in tree canopies
- ~ **Egg Splash**
a wet play area inspired by bird eggs



Sky Amphitheatre

- ~ **'Predators on Wings'**
presentation featuring eagles, hawks and other birds of prey
- ~ **'Wonders of the World'**
presentation that is simply awe-inspiring about birds

Gawk at these birds

There are 3,500 birds representing over 400 species, of which 24% are threatened. We encourage you to focus on only selected groups to best achieve your learning outcomes. Here are some suggestions:



Hornbills



Parrots



Penguins




Flamingos

Penguins



Penguins are flightless birds.

~ They swim, waddle, hop and slide on their bellies



Not all penguins live in cold places

~ Some penguins, like the African penguin, never see snow
~ Galapagos penguins swim in waters as warm as 30°C



Penguins come in different sizes

~ Largest: emperor penguin (about 130cm tall)
~ Smallest: little penguin (about 33cm tall)

Try these at

@ Interpretive Wall

B

Penguin Cove:

@ Exhibit

Invite your class to move around like penguins.

Swim, waddle or hop

Pick 1 penguin and describe what it is doing.

Have your class mimic the penguin for 10 seconds.

Watch the video on the life cycle of king penguins and then invite your class to huddle like king penguin chicks.

King penguin chicks huddle together to keep warm while their parents are out fishing at sea.

Describe the exhibit to your class.

Ice, rocks, water, cold

Invite them to feel the cool glass.
Please remind children not to knock on the glass as this action will stress the penguins.

Invite the children to compare their height with that of the penguins on the wall.

Point out the largest and smallest penguin.

Pick 1 penguin and describe its features to your class.

Beak, flippers, webbed feet, black & white, feathers, tall/short, yellow crests

In the wild, penguins and polar bears do not exist together. Penguins live in the Southern Hemisphere. Polar bears live in the Arctic (in the North).

Spot Me at **B** Penguin Cove

About Penguin Cove


- ~ Features one of the world's largest sub-Antarctic, cold salt-water habitats for penguins.
- ~ The water and air temperature are maintained at a low of 8°C for the cool comfort of the penguins.
- ~ Has special lighting that mimics the changes in day length in the different seasons – all to simulate the natural habitat of the penguins.

Look out for the **white markings** that resemble a headset!



Gentoo Penguin

Look out for the **black crest feathers** and **yellow 'eyebrows'**



Northern Rockhopper Penguin

Look out for the **yellow teardrop patch**



King Penguin

Look out for the **pink skin patches** around its eyes and the base of its bill.



Humboldt Penguin

Find out more about penguins [here](#)

Feathers


Try these at



**Feathers
Discovery Hub**



**Heart of
Africa**



Only birds have feathers


~ Feathers come in all colours and patterns

Name the colours and patterns on the feathers to your class.

*Yellow, green, brown, white, black
Stripes, spots*

Spot a bird that is blue/white/brown.

Count the birds that are of that colour.



There are different types of feathers on a bird

~ You can find feathers on its head, body and wings

Use the light buttons at "Find these Feathers" section to show the different types of feathers on a bird.

Pick 1 bird.
Describe the feathers to your children.

*Colour, shape,
pattern, length*



Different feathers have different uses

~ Feathers help birds move and keep them warm

Invite your class to act like birds walking, flying and keeping warm.

Increase difficulty by varying the speed and adding 'freeze'.

Pick 1 bird.
Have your children imitate what the bird is doing.

*Sleeping, flying, drinking,
eating, resting, keeping warm, dancing*

Spot Me at **D** Heart of Africa

About Heart of Africa

~ Largest aviary in Bird Paradise
~ Also the most forested aviary, many original large trees are retained



Saddlebill

Long, sharp
beak to jab
fish and hold
wriggling prey




Grey Parrot

Sharp, hook-like
beak to crack
open fruits, nuts
and seeds



Lesser Flamingo

Curved beak with
comb-like filters
to trap algae and
shrimps in water



Superb Starling

Sharp, pointed
beak that acts
as tweezers to
catch insects.

Find out more about Heart of Africa [here](#)

Nests

Try these at

E **Nests**
Discovery Hub

F **Wings of Asia**



Nests are not birds' homes

- ~ Birds build nests to lay eggs and keep them safe
- ~ Not all birds build nests

Point out a nest with eggs or chicks to your class.

Find your favourite nest. Describe how it looks like.

Shape (circle, round), size (big/small, long), colour (brown)



Birds use different things to build nests

- ~ Twigs, leaves, mud, feathers or even plastic straws

Count the number of nests together with the children.

Use natural loose parts (e.g. leaves, twigs) from the ground to create a nest.

Name the materials.



Birds build nests in many places

- ~ On the ground, and in trees, tunnels, cliffs, caves, buildings

Point out 3 different places where nests can be found.


Spot the different nesting sites!

Tree branch, tree hole, cave, tunnel, ground

Spot Me at **F** Wings of Asia

About Wings of Asia

Features some of Asia's most threatened species such as the black-faced spoonbill.



Green Peafowl

Sharp claws
for scratching the ground to find insects, seeds and fruits.



Black-faced Spoonbill

Long, thin legs
to wade in the water to find food like fish and shrimps.

Additional talking point:
Bill is shaped like a spoon;
used to stir up mud to snag fish.



Papuan Hornbill

Strong toes with sharp claws
to grip tree branches.

Additional talking point:
Large, long bill to reach fruits on branches.



Bar-headed Goose

Webbed feet
act like paddles to help the bird swim in water.